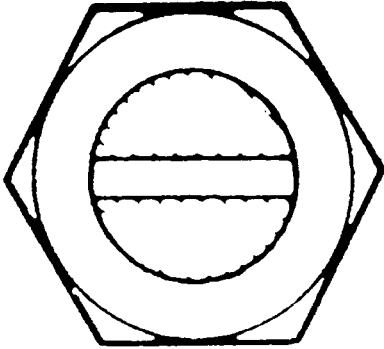
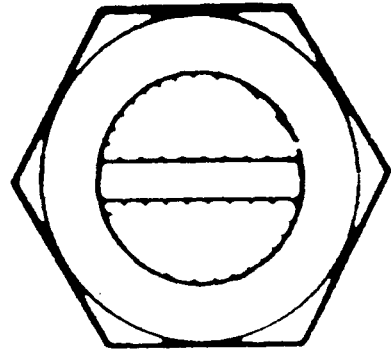


①



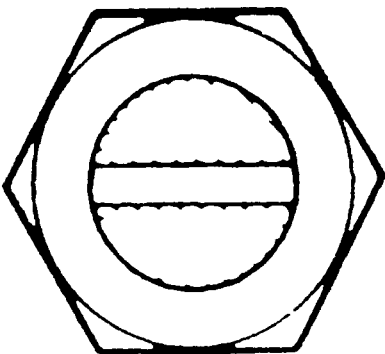
WITH WHEEL ROTATING  
TIGHTEN ADJUSTING NUT  
TO 23-34 N·m (17-25 LB-FT)

②




BACK ADJUSTING  
NUT OFF 1/2 TURN

③



TIGHTEN ADJUSTING  
NUT TO 2.7-3.2 N·m  
(24-28 LB-IN)

④



INSTALL THE RETAINER  
AND A NEW COTTER PIN