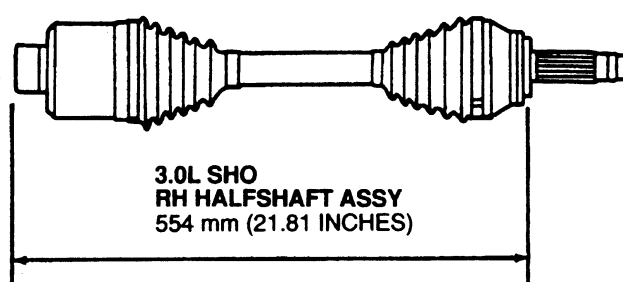
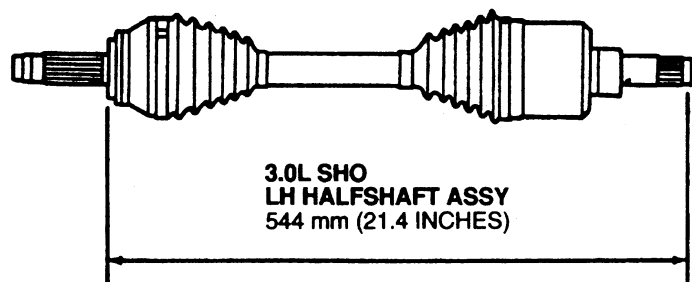
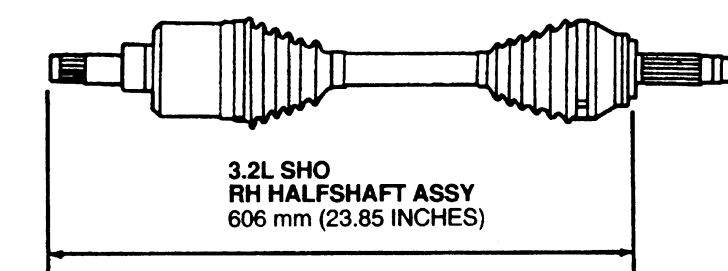
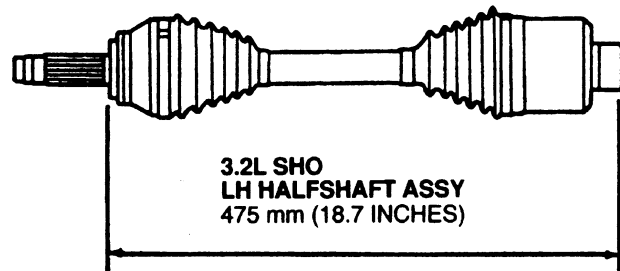
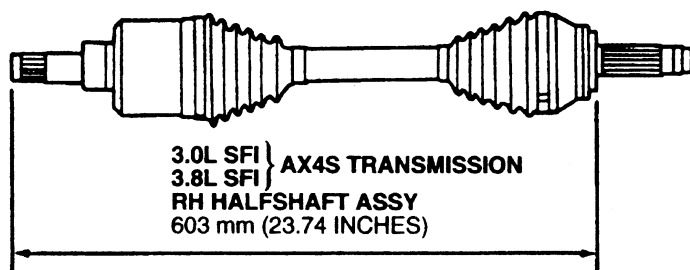
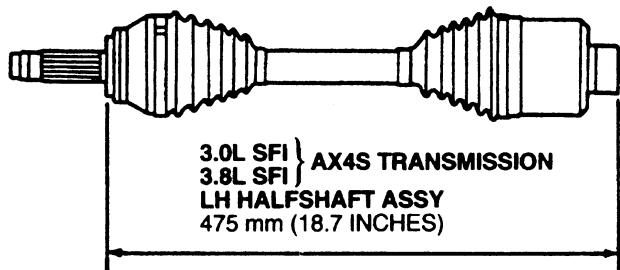
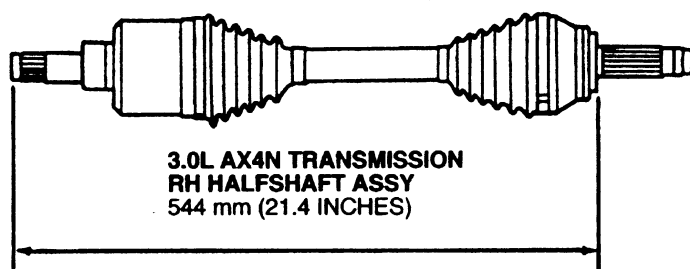
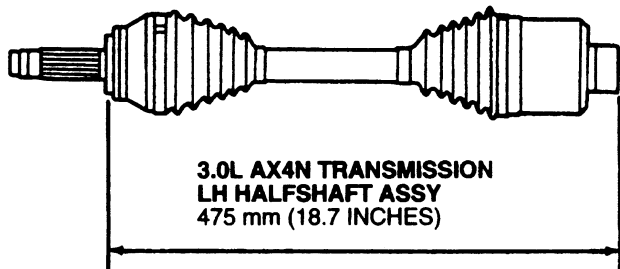


HALFSHAFT ASSEMBLED LENGTHS



LUBRICANT SPECIFICATIONS—HALFSHAFT ASSEMBLIES

POWERTRAIN		SPECIFICATION	TOTAL FILL AMOUNT			
			INBOARD CV		OUTBOARD CV	
Engine	Transmission	Lubricant	LH	RH	LH	RH
3.2L	SHO Automatic	ESP-M1C207-A (E43Z-19590-A)	490 g 17.3 oz	490 g 17.3 oz	170 g 6.0 oz	170 g 6.0 oz
3.2L	SHO Manual Transaxle	ESP-M1C207-A (E43Z-19590-A)	250 g 8.8 oz	250 g 8.8 oz	170 g 6.0 oz	170 g 6.0 oz
3.0L/3.8L	AX45/AX4N	ESP-M1C207-A (E43Z-19590-A)	250 g 8.8 oz	250 g 8.8 oz	170 g 6.0 oz	170 g 6.0 oz