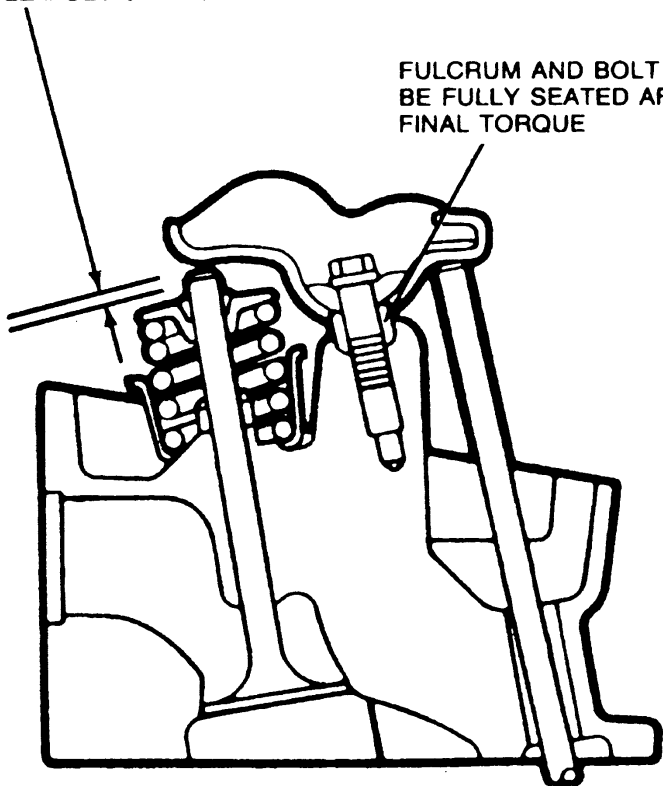
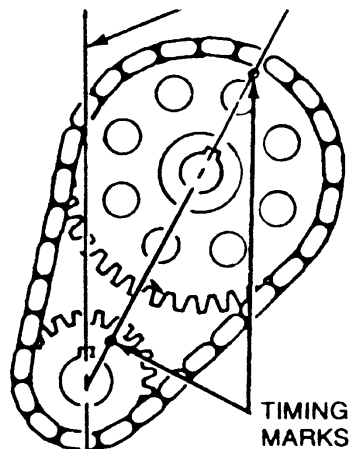


1.80mm-4.34mm
(0.071-0.170 INCH) WITH TAPPET FULLY
COLLAPSED ON BASE CIRCLE AFTER ASSEMBLY

FULCRUM AND BOLT MUST
BE FULLY SEATED AFTER
FINAL TORQUE

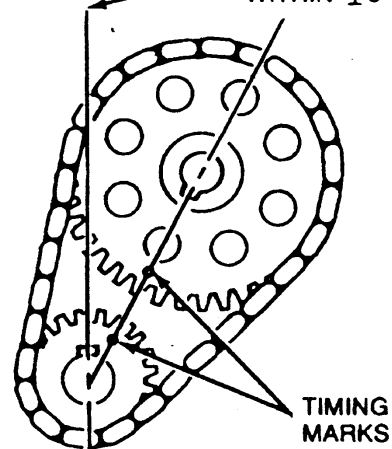


Ø OF KEYWAY
VERTICAL
WITHIN $\pm 5^\circ$



CAMSHAFT
POSITION A

Ø OF KEYWAY
VERTICAL
WITHIN $\pm 5^\circ$



CAMSHAFT
POSITION B

CYL. NO.	CAMSHAFT POSITION	
	A	B
	TIGHTEN FULCRUM BOLTS AS NOTED	
1	INTAKE-EXHAUST	—
2	INTAKE	EXHAUST
3	EXHAUST	INTAKE
4	—	INTAKE-EXHAUST