
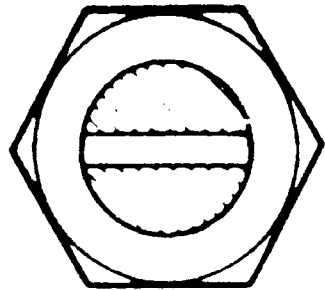


1



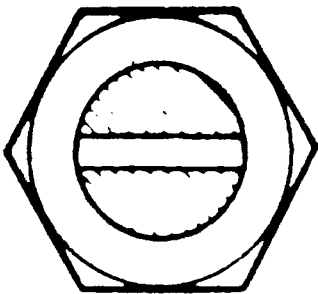
WITH WHEEL ROTATING
TIGHTEN ADJUSTING NUT
TO 23-34 N·m (17-25 LB-FT)

2




BACK ADJUSTING
NUT OFF 1/2 TURN

3



TIGHTEN ADJUSTING
NUT TO 2.7-3.2 N·m
(24-28 LB-IN)

4



INSTALL THE RETAINER
AND A NEW COTTER PIN